

## WEST AREA COMMITTEE / 11<sup>th</sup> NOVEMBER 2015

<b>Title of paper:</b>	<b>WARD PERFORMANCE REPORTS Q3</b>	
<b>Director(s)/ Corporate Director(s):</b>	Dave Halstead Director of Neighbourhood Services	<b>Wards affected:</b> Wards affected: Aspley, Bilborough and Leen Valley
<b>Report author(s) and contact details:</b>	Heidi May, Locality Manager, 07983718859 <a href="mailto:heidi.may@nottinghamcity.gov.uk">heidi.may@nottinghamcity.gov.uk</a>  Neighbourhood Development Officers:  Julianne Christou 0115 8833739 <a href="mailto:julianne.christou@nottinghamcity.gov.uk">julianne.christou@nottinghamcity.gov.uk</a>  Sioban Campbell, 0115 8833738 <a href="mailto:sioban.campbell@nottinghamcity.gov.uk">sioban.campbell@nottinghamcity.gov.uk</a>  Deborah Wilson 0115 8833741 <a href="mailto:deborah.wilson@nottinghamcity.gov.uk">deborah.wilson@nottinghamcity.gov.uk</a>	
<b>Other colleagues who have provided input:</b>	Leslie Marriott, Crime and Drugs Partnership Analyst <a href="mailto:leslie.marriott@nottinghamcity.gov.uk">leslie.marriott@nottinghamcity.gov.uk</a>	
<b>Date of consultation with Portfolio Holder(s) (if relevant)</b>	Not relevant	
<b>Relevant Council Plan Strategic Priority:</b>		
Cutting unemployment by a quarter		<input checked="" type="checkbox"/>
Cut crime and anti-social behaviour		<input checked="" type="checkbox"/>
Ensure more school leavers get a job, training or further education than any other City		<input checked="" type="checkbox"/>
Your neighbourhood as clean as the City Centre		<input checked="" type="checkbox"/>
Help keep your energy bills down		<input checked="" type="checkbox"/>
Good access to public transport		<input checked="" type="checkbox"/>
Nottingham has a good mix of housing		<input checked="" type="checkbox"/>
Nottingham is a good place to do business, invest and create jobs		<input checked="" type="checkbox"/>
Nottingham offers a wide range of leisure activities, parks and sporting events		<input checked="" type="checkbox"/>
Support early intervention activities		<input checked="" type="checkbox"/>
Deliver effective, value for money services to our citizens		<input checked="" type="checkbox"/>
<b>Summary of issues (including benefits to citizens/service users):</b>		
<p>The following is a brief summary by the respective Ward Neighbourhood Development Officers highlighting key issues:</p> <p><b><u>WARD: ASPLEY, (Aspley, Bells Lane and Broxtowe Beats) Neighbourhood Development Officer, Sioban Campbell</u></b></p> <p><b>Key Successes</b></p> <ul style="list-style-type: none"> <li>Completion of Broxtowe Lane Car Parking Scheme</li> <li>Promoting solar panel scheme for Nottingham City Homes properties</li> </ul>		

## **Emerging issues**

ASB issues on the Broxtowe Estate.

## **The NAT (Aspley Neighbourhood Action Team)**

- Looking at Alleyways
- ASB issues and CCTV camera
- Fly tips on Tenbury Crescent

## **WARD: Bilborough (Balloon Woods, Bilborough, Denewood and Strelley Beats)** **Neighbourhood Development Officer, Julianne Christou**

### **Key Successes**

- The Harvey Hadden Sports Complex Opening was a huge success attracting people from the Bilborough Ward and further afield. The local 'Choir' Dan Corcoran orchestrated were much appreciated.
- The Talent Match Academy at Hanover Court was successfully launched on Friday 25<sup>th</sup> September.
- Councillors, City Services, Police, Nottingham City Homes, Community Protection Officers were involved in a Deep Clean & Information Event on 22<sup>nd</sup> September along Bracebridge Drive and surrounding areas.

### **Emerging issues**

- A small number of young people continue to cause anti-social behaviour. The police, NAT partners and other agencies are working together to deal with this issue.
- It had been agreed that the Recycling site on Bracebridge Drive will be removed.
- Fly tippers fined!

### **Events Planned**

- Big Clean Up & Information Event on Flamsteed Road Tuesday 20<sup>th</sup> October 7am-1200 noon.
- Christmas is coming to Bilborough. The Bilborough Christmas Festival will be on Thursday 10<sup>th</sup> December.

### **What is the Neighbourhood Action Team (NAT) focusing its work on?**

- The NAT continues its work on reviewing ward priorities, and the next phase will be to strengthen actions around the health theme. Looking at how to promote awareness about lung cancer screening at the Bracebridge Drive Surgery.
- Working with partners to remove the Bracebridge Recycling Area
- Continuing to work with young people and how they can support older people in the Ward, through the 'Our Place Project'. Promote training for young people out of work.
- Supporting the work of the Great Project and the Poster competition.

## **WARD: Leen Valley (Beechdale, Ainsley and Hyson Green Beats) Neighbourhood** **Development Officer, Deborah Wilson**

### **Key Successes**

- Deep cleaning Ashwell Gardens and The Poplars
- Councillors have supported the repair of fences at New Aspley Gardens and The Vine Community Association, and so making the area safer and improving its visual appearance
- The survey has received over 100 responses. The next stage is data analysis
- Hanging basket sessions at Nayburn and Orchard Courts to beautify and green the independent living schemes

- A job club is due to start at the Vine Community Centre

### **Emerging issues**

- Finding a solution to repairing equipment on Robert Shaw Field that has been vandalised, in order to open the field and reduce antisocial behaviour in the area
- Parking on Ashwell Gardens and consultation on a Resident Parking Scheme
- Chalfont Drive Development and minimising disruption to Residents
- Implementing Survey Findings

### **Events that have happened**

- Beechdale Local Action Group
- Independent Living Centre Hanging Basket Workshop
- Deep clean on Ashwell Gardens

### **Events planned**

- Future Beechdale Local Action Group Meetings
- Young Inspectors Events
- Further Deep Cleans
- Dog mess awareness raising

### **What is the Neighbourhood Action Team (NAT) focusing its work on?**

- A strong and speedy clean up and enforcement response to enviro-crime including the purchase of a CCTV camera
- Refreshing and implementing the Ward Priorities
- 'Decent Neighbourhoods' proposals consultations
- Linking with schools in the area to engage young people
- Further developing initiatives in Kennington Road area, in partnership with Southwold School

### **Recommendation(s):**

1	Area Committee note and comment on the Ward Performance Reports for quarter 2 - 2015/16
---	---

## **1. REASONS FOR RECOMMENDATIONS**

- 1.1 Ward performance reports provide a descriptive and statistical picture of what is Happening at a ward level and invite community representatives to comment, debate, challenge and identify how they can add value to improve their neighbourhoods
- 1.2 Ward performance reports also monitor progress in the wards and act as a catalyst.

## **2. BACKGROUND (INCLUDING OUTCOMES OF CONSULTATION)**

- 2.1 Neighbourhood Working has been important for a number of years in Nottingham as a means of engaging better with citizens and to drive forward service improvement.
- 2.2 The Nottingham Plan has a goal that “public service delivery will be better integrated and appropriately devolved, ensuring more accessible and responsive services for all, and giving residents more control over what happens in their neighbourhoods”; the Ward Performance Reports help to support this.
- 2.3 The Ward Performance Reports capture work at a local level to support the Nottingham Plan; it is a short summary of key updates on priorities and issues in the ward. More detailed implementation plans sit behind the report, such as the Ward

Plans and other partners' implementation plans.

- 2.4 It was agreed by the North Locality Board, that the focus for the Board moving forward would be Employability, Domestic Violence and Violence, Public Realm and Anti Social Behaviour. The board will maintain a focus on crime, but the targets have been broadened out to reflect the local needs and priorities of the North. The Locality Board, together with partners will take a proactive approach. The board will be reviewing evidence including statistics every month to ensure good progress. Area Chairs, or their nominated representatives are invited. Minutes are issued to all Ward Councillors.
- 2.5 The Ward Performance Reports are co-ordinated by Neighbourhood Development Officers every quarter, with the data analysis undertaken by the Crime and Drugs Partnership

**3. OTHER OPTIONS CONSIDERED IN MAKING RECOMMENDATIONS**

- 3.1 None

**4. FINANCE COMMENTS (INCLUDING IMPLICATIONS AND VALUE FOR MONEY/VAT)**

- 4.1 None

**5. LEGAL AND PROCUREMENT COMMENTS (INCLUDING RISK MANAGEMENT ISSUES, AND LEGAL, CRIME AND DISORDER ACT AND PROCUREMENT IMPLICATIONS)**

- 5.1 Consideration of the above is integral to all the activity that is contained in this report. Reduction of crime and disorder is a key goal of a large proportion of the initiatives described

**6. EQUALITY IMPACT ASSESSMENT**

Has the equality impact been assessed?

Not needed (report does not contain proposals or financial decisions) ☐

No ☒

Yes – Equality Impact Assessment attached ☐

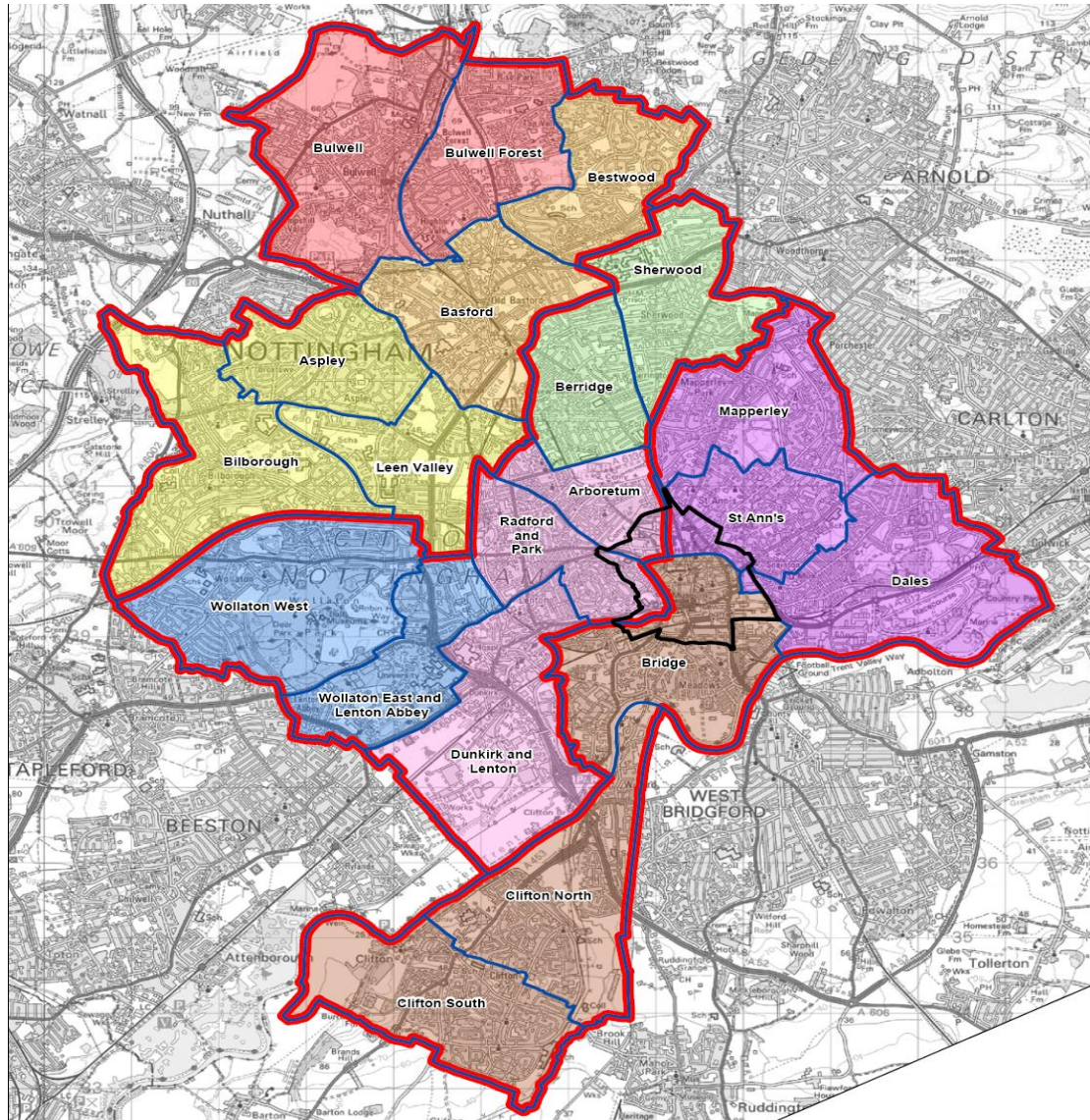
Due regard should be given to the equality implications identified in the EIA.

**7. LIST OF BACKGROUND PAPERS OTHER THAN PUBLISHED WORKS OR THOSE DISCLOSING CONFIDENTIAL OR EXEMPT INFORMATION**

- 7.1 Neighbourhood Working Framework 2012 CLT report.

**8. PUBLISHED DOCUMENTS REFERRED TO IN COMPILING THIS REPORT**

- 8.1 None



# Aspley



## Aspley - Ward Priorities

<b>Ward:</b>	
<b>Aspley Ward STRATEGIC THEME -</b>	<b>Aspley Ward LOCAL PRIORITIES</b>
<b>Families Nottingham</b>	<ul style="list-style-type: none"> <li>a) <b>Embed Family Support Strategy via use of Family Support Pathway at a Ward Level</b> (Improve Services and support available for young people and families)</li> <li>b) <b>Work with Partners to improve early intervention with Families inc increasing use of CAF, referral routes into Family Community Team Family Support services and workforce development</b> (Improve quality of life and aspirations for young people)</li> <li>c) <b>Increase awareness and engagement of the impact on children and young people of domestic violence</b> (Behaviours of young people)</li> <li>d) <b>Review approaches to delivering services for Children and young people living within the Aspley Ward</b> (Lack of appropriate provision for young people)</li> </ul>
<b>Neighbourhood Nottingham</b>	<ul style="list-style-type: none"> <li>a) <b>Maintain 4* rating by NCH tenant inspectors</b> (The rating now includes opportunities for involvement, partnership working alongside the cleanliness of the estate)</li> <li>b) <b>Improve visual appearance of neighbourhoods</b> (Improve cleanliness in ward; ii) Tackle grot spots; iii) Overgrown hedges and untidy gardens</li> <li>c) <b>Reduce incidents of dog fouling on streets</b></li> </ul>
<b>Safer Nottingham</b>	<ul style="list-style-type: none"> <li>a) <b>Anti Social Behaviour</b></li> <li>b) <b>Drugs</b></li> <li>c) <b>Criminal Damage</b></li> </ul>
<b>Healthier Nottingham</b>	<ul style="list-style-type: none"> <li>1) Sexual Health</li> <li>2) Alcohol/or smoking (Community groups/Cllrs and NAT to decide of the two)</li> <li>3) Mental health or Child &amp; Adult Obesity (Community groups/Cllrs and NAT to decide of the two)</li> </ul>
<b>Working Nottingham</b>	<ul style="list-style-type: none"> <li>a) <b>Jobs</b></li> <li>b) <b>Training</b></li> </ul>

# Aspley Ward Community Engagement

## WARD WALK

Area/ Estate	Date/ Time	Meeting Point
Broxtowe Estate	10.30am, 18 <sup>th</sup> November	Bells Lane Community Centre

## COMMUNITY EVENTS / ACTIVITIES / ENGAGEMENT

Area/ Estate	Date/ Time	Meeting Point
Aspley Light Switch on and Community Event	5pm Friday 27 <sup>th</sup> November 2015	Junction of Melbourne Road and Aspley Lane followed by community Event at Bluecoat School Hall, on Aspley Lane.

## **FINANCE**

### **Aspley Ward Councillor Budgets**

- Total amount committed this period £8,540.00
- Budget remaining £18,650.93 (2015/2016)

### **Aspley Area Capital Fund**

- Total amount committed this period £78,000.00
- Total amount decommitted this period £0
- Budget remaining £44,945.00 (2015/2016)

### **Others – Section 106**

None this period

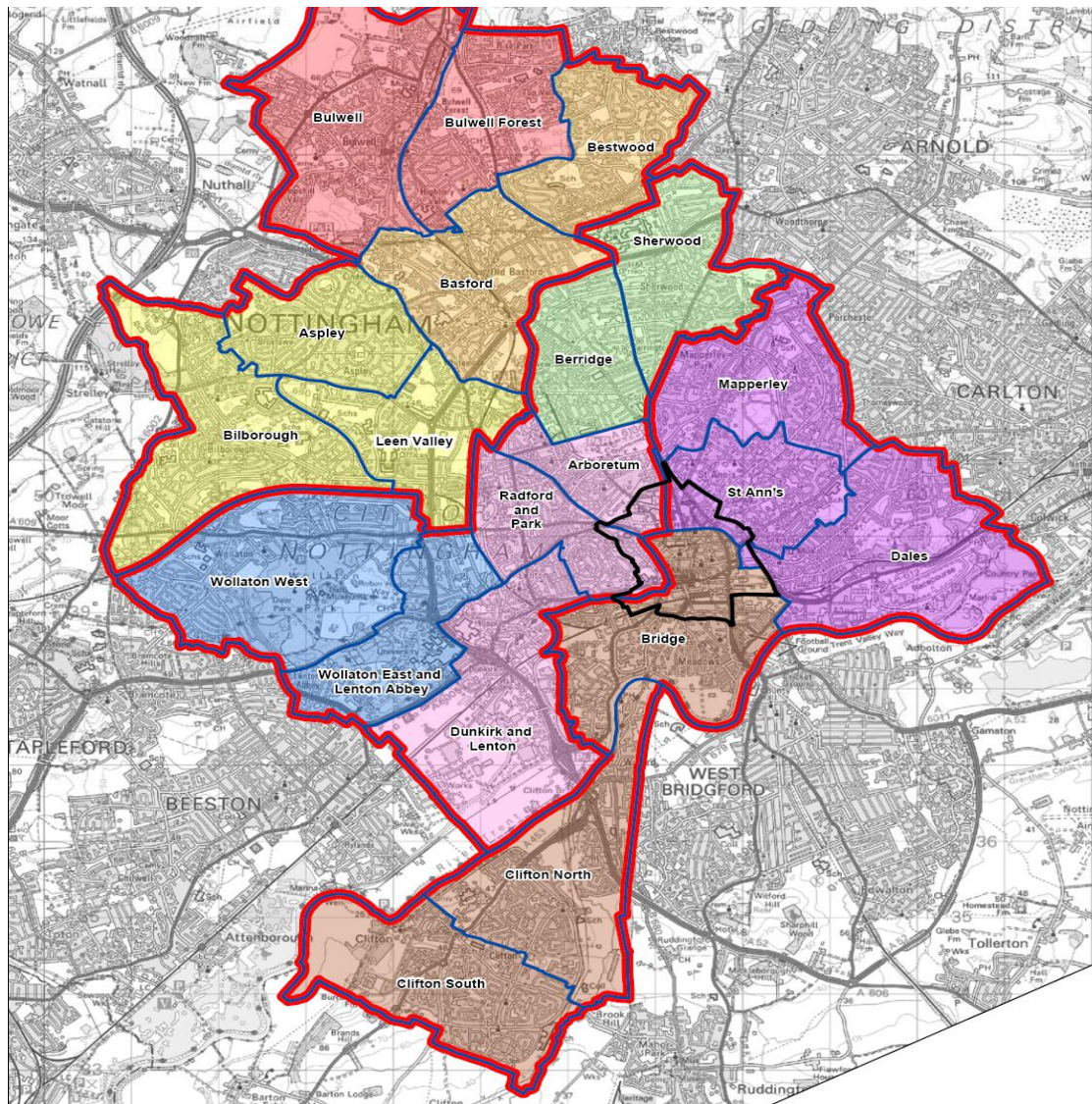
### **Aspley NCH ‘Environmentals’**

- Total Amount committed this period £0
- Total amount decommitted £0
- Budget Remaining £0

### **Other Funding**

None this period





# Bilborough

# Bilborough Ward Priorities

Theme	Priorities	Lead & Targets
Safer	<b>Neighbourhood Alert</b> i) To increase the number of people signed up to and using the Neighbourhood Alert Scheme (NAS). ii) Utilise the Alert system to increase and promote Neighbourhood Watch (NHW) throughout the ward.	<b>Police</b>
	<b>Anti Social Behaviour</b> Reduce crime and Anti Social Behaviour in the Bilborough Ward.	<b>Police and Neighbourhood Action Team (NAT)</b>
	<b>Fire Prevention</b> To continue to reduce accidental fires by working with older people.	<b>Fire Service</b>
	<b>Reduce speeding in the Ward</b> Speeding initiatives to be carried out	<b>Police and NAT</b>
Neighbourhoods	<b>Improve appearance of Neighbourhoods/gardens/hedges</b> To achieve 4 stars by improved appearance of properties and gardens to increase community pride.	<b>Nottingham City Homes (NCH) City Services</b>
	<b>The Neighbourhood to be as clean as the City centre</b> Improved street and open spaces by reduction in rubbish litter and fly tips.	<b>City Services Community Protection Officer (CPO)</b>
	<b>Reduce dog fouling within the ward</b> Increase awareness of reporting dog fouling.	
	<b>Car Parking</b> Looking at possible solutions for parking problems across the ward.	<b>Parking Enforcement/Police/CPO</b>
Families	<b>More activities for young people</b> A coordinated activity timetable of all partners.	<b>Family and Community Team (FCT), Bilborough Youth Network (BYN)</b>

	<b>Welfare Reform Awareness</b> Increased advice and guidance sessions offering support on finance and debt management.	<b>Welfare Rights and NCH</b>
Health	<b>Working with Public Health Priorities on the Health Priorities</b>	<b>Public Health</b>
Working	<b>See West Area Jobs Plan</b>	<b>Employment and Skill NCC, Groundworks Greater Nottingham</b>

# Bilborough Community Engagement

## WARD WALK

Area/ Estate	Date/ Time	Meeting Point
Flamsteed Road	Tuesday 20 <sup>th</sup> October 7-12	Strelley Social Club
St Martins & Yatesbury Road	Tuesday 17 <sup>th</sup> November 10-12	TBC

## COMMUNITY MEETINGS

Group	Date	Venue
Vale Management Meetings	10 <sup>th</sup> September ,22 <sup>nd</sup> October	The Vale Community Centre
Coffee mornings at the Vale	Tuesdays 10.00-12.00	
DADTRA Meetings	10 <sup>th</sup> August, 7 <sup>th</sup> September 6.30-8pm	Denewood Crescent
Coffee Morning	Wednesday mornings 10-11am	
Beechdale Management Meetings	29 <sup>th</sup> July, 19 <sup>th</sup> August 10am-12	Beechdale Community Centre
Coffee Mornings	Every morning	
		Sheila Russell Community Centre
Birchover Management Meetings	12 <sup>th</sup> October, 11 <sup>th</sup> November 6.30-8pm	Birchover Community Centre
AGM	9 <sup>th</sup> September 6.30-8pm	
SupportNet Coffee Morning	Tuesdays 10-12	Bilborough Library Community Centre

# Bilborough Community Engagement

## EVENTS DELIVERED

Event	Lead Partners	Date/ Time	Venue
Older Person's Coffee Morning	NCC	1 <sup>st</sup> October	Bilborough Library.
Opening of Talent Match Hub	Groundwork & Partners	25 <sup>th</sup> September	Hanover Court
Information Day for Democracy Day	Councillors, NCC & Birchover CA	16 <sup>th</sup> October	Birchover Community Centre
Youth Club	A Place to Be Me	Thursdays in term time	Jigsaw/Beechdale Bluecoat Academy
Boxing Club	Strelley Social Club	Weekly activities	Strelley Social Club
Various events including film shows, café etc	Birchover Management Committee	Weekdays , see Birchover website	Birchover Community Centre
St Martins Church	St Martin's Heritage Project.	Weekly activities	St Martins' Church

## FUTURE EVENTS AND ACTIVITIES PLANNED

Event	Lead Partners	Date/ Time	Venue
Bilborough Christmas Festival	Dave Hoyles and NCC	10 <sup>th</sup> December 4-8pm	Bracebridge Drive, Bilborough Library, St Johns Church Hall.
Flamsteed Road Deep Clean	Bilborough Councillors, NCC & partners	20 <sup>th</sup> October 7am-12	Flamsteed shops

## **Finance**

### **Ward Councillor Budgets**

- Total Amount allocated this period £15,631.00
- Budget Remaining Unallocated £61,583.80

### **Area Capital Fund**

- Total amount committed this period £37,333
- Total Amount decommitted this period £0
- Budget Remaining Unallocated £60,998

### **Others – Section 106**

None this period

- 

#### **NCH ‘Environmentals’**

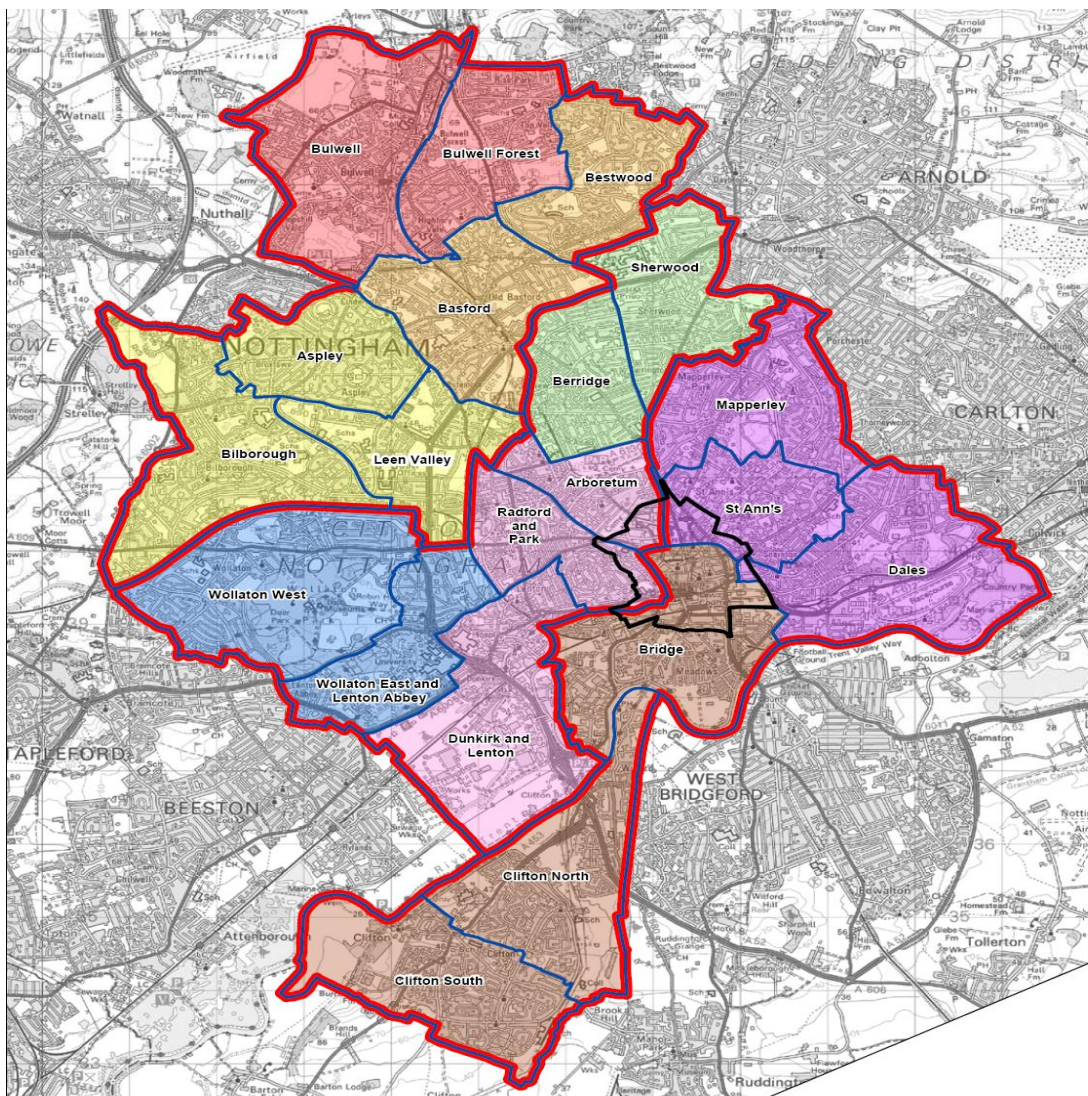
Total Amount committed this period £0

- Budget Remaining £158,928.10

### **Other Funding**

None





# Leen Valley

## Ward Report



# Leen Valley Ward Priorities

Theme	Priorities	Key Actions	Outcome	Lead
Safer	To increase the number of people signed up to and using the Neighbourhood Alert Scheme in the Ward	To use the Neighbourhood Action Teams potential to publicise the Alert Scheme at every engagement opportunity with the public	<p>Increased numbers across the area will ensure more effective crime prevention/engagement</p> <p>Increase in beat statistics over a 6 month period have shown an increase between 162% and 278% across two Beats</p> <p>Improved reporting and communication between Police and community</p>	Broxtowe and Hyson Green Policing
	<p>Utilise the Alert system to increase and promote Neighbourhood Watch schemes throughout the Ward</p> <p>Enable Neighbourhood Watch Co-ordinators to share experiences and learn from one another</p>	<p>Identify active Alert users to approach as potential co-ordinators.</p> <p>Partners involved in the Neighbourhood Action Teams to promote and identify potential coordinators from the community, especially in our unheard sections of the community</p> <p>Create a Neighbourhood Watch Forum</p>	<p>More effective Co-ordinators with a greater coverage of the Ward</p> <p>Neighbourhood Watch will be key to delivering quality community engagement, crime prevention, and give the community the opportunity to help reduce crime and antisocial behaviour</p> <p>More joined up and effective Neighbourhood Watch Schemes</p>	Broxtowe and Hyson Green Policing

	<p>Reduce crime and antisocial behaviour in the Leen Valley Ward. Ensuring this is linked to the concerns and fears of the community in our priority setting process.</p>	<p>To agree suitable priorities through the Neighbourhood Action Team, based on community feedback, through the engagement by all Neighbourhood Action Team agencies. To utilise the Neighbourhood Action Team process to a deliver joint services approach to reduce crime and antisocial behaviour</p>	<p>Problem solving plans will be produced and maintained by the Police. Each plan will evaluate the outcome of the priority. The plans will be 'SMART'. We will ensure the work conducted is fed back into the community</p>	<p>Broxtowe and Hyson Green Policing</p>
	<p>Develop links between the Neighbourhood Action Team process and Schools in the Ward. This would help improve engagement with young people in the area, and ensure the Schools are involved in the local community.</p>	<p>Ensure that links are made between appropriate members of the Neighbourhood Action Team and an identified member of the school staff and the Student Council.</p> <p>Use the stronger links with schools to help young people influence Neighbourhood Action Team priorities and actions in the Ward.</p> <p>Help to establish Student Councils within our Schools. These Councils will then be able to represent the needs of the School and the Young people who attend them. Student Councils will empower the young people in the area to help solve and influence NAT priorities.</p>	<p>Effective engagement/inclusion of the Schools in our area. Empowering young people to be part of the problem solving process in our area will enable us to prevent crime and ensure interventions are relevant to this group of people</p>	

	Fire Prevention	Undertake home safety checks based on risk	Reduced fire risks for vulnerable people	Notts Fire Service
	Reduce speeding cars in the Ward	Identify hotspots using intelligence from partners and the community  Hold community 'speedwatch' sessions in places identified. Publicise initiatives to act as a deterrent	Improved awareness of speeding	Police
	Work to reduce school traffic congestion and improve road safety in Kingsbury Drive	Implement key actions identified by the Kingsbury Drive Task Group, amongst which include: <ul style="list-style-type: none"> <li>• Setting up a Park and Stride</li> <li>• Changing parents behaviour</li> <li>• Training Community Protection Officers and other in parking regulations</li> <li>• Intensive parking action at key times</li> <li>• Parent, children and resident education aimed at raising awareness</li> <li>• Consultation on parking and waiting restrictions</li> </ul>	Reduced accident risks, less congestion in a residential area and improved school journeys	Locality Management and Road safety
<b>Neighbour-hoods</b>	Improve ways people can get together and access information and services	Support Community groups and organisations to hold events  Install notice boards at key locations and develop joint publicity material.	Increased community engagement will enable effective solutions to be found to community problems  Improved community relations and uptake of services	Locality Management And Nottingham City Homes

		<p>Seek to establish interest in a Tenants and Residents Association, especially in the Kennington Road and Southwold Estate</p>	<p>Published information on how to access services, local events and community information to keep people informed</p> <p>Enabling community members to work with each other and services to make changes to improve their neighbourhood</p>	
	Target litter, dog fouling and fly tipping hotspots	<p>Promote bulky waste appointment service through Nottingham City Homes and Community events</p> <p>Reduce contaminated bins</p> <p>Encourage residents to use alleys to store bins around Kennington Road and Southwold estates. Obtain keys to gates of alleys to enable this to happen</p> <p>Undertake 3 joint environmental audits with City Services, Community Protection and Nottingham City Homes</p> <p>Joint litter pick with Bluecoat School students</p> <p>Provide publicity enabling people to know how best to report what to</p>	<p>Increased engagement and relationship building will ensure sustainable ways of keeping the area cleaner</p> <p>Reduced confusion and increased reporting</p>	<p>Zarina Khan, Waste Management</p> <p>Nottingham City Homes, City Services and Community Protection</p> <p>Neighbourhood Action Team</p>

		which service		
	<p>Reduce inappropriate all day parking which impacts negatively on the Ward</p> <p>Improve parking issues around schools and reduce all day parking</p>	<p>Consult with community to consider waiting restrictions around Bluecoat</p> <p>Ditto Old Nuthall Road to enable customers to park at local businesses</p> <p>Consultation with community to consider parking restrictions</p>	Improved neighbourhoods and increased economic activity	Traffic and Parking
<b>Families and Children</b>	<p>Ensure co-ordinated good quality provision for young people based on need</p> <p>Improve play and youth facilities and provision</p>	<p>Map the Ward in terms of provision, partners, needs, young people's priorities, inequalities and existing usage</p> <p>Create a youth forum network for the Ward</p> <p>Signpost to activities close to ward boundaries</p> <p>Create 1 weekly play session in a local venue</p> <p>Create 1 weekly youth session in a local venue</p>	<p>Better picture of need and provision will enable gap analysis and identifying priorities for future work</p> <p>Joined up work, shared best practise, efficient use of resources</p> <p>Leen Valley Young people know where to go; result in increased attendance</p> <p>Positive activities available for young people and reduced crime</p>	Children and Families Team

	Ensuring safeguarding and early interventions issues are addressed and improved	<p>Ensure physically active pursuits are included in the provision</p> <p>Ensure NAT Team have awareness to make referrals</p>	<p>Positive impact on health including obesity and mental health</p> <p>Families are given the support they need at the time they need it</p>	
<b>Health</b>	<p>Reduce Cardio-Vascular Disease Raise Awareness of lifestyle risk factors</p> <p>Develop greater understanding of health needs and usage in Leen Valley Ward</p> <p>Increase physical activity Increase the uptake of cycling in the Ward</p>	<p>To recruit local people to the 'Changemaker' programme and to volunteer on the 'Changemaker' programme</p> <p>Signpost to free health activities e.g. slimming world and 'Go for it'.</p> <p>Distribute signposting booklet</p> <p>Conduct survey to determine this</p> <p>Set up guided walks to raise awareness of the ward and its visually attractive spots</p>	<p>Reduced deaths and illness. Improved early detection</p> <p>Increased volunteering in the Ward</p> <p>Survey will inform future development of priorities</p> <p>Improved physical, social and mental health</p>	<p>Health</p> <p>Travelright</p>

		<p>Develop cycle training</p> <p>Conduct a cycling and audit to determine barriers to cycling</p> <p>Explore placing cycle locking facilities in the most appropriate place based on the results of the audit</p> <p>Determine interest in a bike maintenance course in the Ward; hold course if enough people interested</p>	<p>More inclusive and greater numbers of people with confidence and skill to cycle</p> <p>Understanding of barriers will enable effective design of interventions to remove them</p> <p>Safe storage will remove a barrier to cycling</p> <p>Increased affordability of cycling and empowered by new skill</p>	
<b>Working</b>	<p>Provide opportunities to develop skills for work by engaging in volunteering and community activities</p> <p>Improve access to jobs and training</p> <p>Ensure transport</p>	<p>Support voluntary sector agencies in Leen Valley and assist them in promoting and recruiting volunteers from the local Community</p> <p>Signpost Residents to voluntary sector agencies</p> <p>Active recruitment of volunteers to the 'Changemaker' programme</p> <p>Work with Employment and Skills to ensure they link to Leen Valley Events</p> <p>Conduct a travel infrastructure audit</p>	<p>Improved readiness for work</p> <p>More people in volunteering</p> <p>Reduced unemployment of local people</p> <p>Removal of barrier to work</p>	<p>NCC</p> <p>Travelright NCC</p>



	<p>infrastructure supports access to work Raise awareness of jobs available and support to apply for them</p> <p>Promote employer awareness of apprenticeship scheme and support available to recruit local people</p>	<p>of the Ward to ensure transport to potential working venues is good</p> <p>Provide bikes on loan to people who need them for work</p> <p>Link closely to employment agencies, invite to events, signpost residents to them</p> <p>Work with apprentice hub to target employers in the ward and sell the benefits of the scheme</p>	<p>Reduced unemployment</p> <p>More apprentices recruited to local employers</p>	<p>Employment Hub</p>
--	--	---	--	-----------------------

# Leen Valley Community Engagement

## EVENTS DELIVERED

Event	Lead Partners	Date/ Time	Venue
Beechdale Local Action Group	Locality Management	23.09.15	Bluecoat Academy, Aspley Campus
Deep Cleaning Event on Ashwell Gardens	Locality Management, Housing and Community Protection	23.09.15	Southwold School
Ward Walk	Locality Management	07.07.15	Ashwell Gardens and the Meadow Brown Area
Ward Walk	Locality Management	21.07.15	Ainsley Estate

## COMMUNITY MEETINGS

Group	Date	Venue
New Whitmore Tenants and Residents Meeting	29.09.15	Nayburn Court

## FUTURE EVENTS AND ACTIVITIES PLANNED

Event	Lead Partners	Date/ Time	Venue
Chalfont Drive follow up meeting	Locality Management	To be determined	Bluecoat Academy Aspley Lane
Beechdale Local Action Group	Locality Management	18.11.09 – 6.30 – 8.30pm	Bluecoat Academy, Aspley Lane

# Finance

## Ward Councillor Budgets

- Total Amount allocated this period 0
- Total amount committed this period £6709.60
- Budget Remaining Unallocated £37,327.40

## Area Capital Fund

- Total Amount allocated this period £5,000
- Budget Remaining Unallocated £31,499

## Others – Section 106

None this period

## NCH 'Environmentals'

- Total Amount Committed £0
- Budget Remaining Unallocated £49721

## Other Funding

None

# SUMMARY PERFORMANCE REPORT

## AREA 3

### Aspley, Bilborough, Leen Valley

Area Total	Category	Apr-15	May-15	Jun-15	Jul-15	Aug-15	Sep-15	Oct-15	Nov-15	Dec-15	Jan-16	Feb-16	Mar-16	Year To Date				YTD Crime Rates	
														2014-15	2015-16	Volume +/-	% Change	2014-15	2015-16
Area Committee 3	All Crime	258	327	302	327	272	227							1719	1713	-6	0%	38.10	37.97
	Victim Based Crime	227	293	266	281	249	200							1487	1516	29	2%	32.96	33.60
	Criminal Damage	45	54	47	57	48	46							282	297	15	5%	6.25	6.58
	Theft	46	50	69	56	49	28							324	298	-26	-8%	7.18	6.61
	Dwelling Burglary	9	13	11	14	20	13							125	80	-45	-36%	2.77	1.77
	Violence	71	115	83	93	90	68							460	520	60	13%	10.20	11.53
	Domestic Violence	26	47	33	40	29	26							208	201	-7	-3%	4.61	4.46
	NTE Violence	1	0	1	1	1	0							9	4	-5	-56%	0.20	0.09
	Other Violence	44	68	49	52	60	42							243	315	72	30%	5.39	6.98
	ASB	205	200	231	277	250	179							1397	1342	-55	-4%	30.96	29.75
	Noise	58	65	80	105	105	56							479	469	-10	-2%	10.62	10.40
	Youth	61	50	72	59	63	52							424	357	-67	-16%	9.40	7.91
	Alcohol	26	17	26	30	32	19							164	150	-14	-9%	3.64	3.32
	Deliberate Fires	9	8	10	10	12								46	49	3	7%	1.02	1.09
Average Quarterly Score	Cleanliness Score	89	92	87	87	89								86	89	3	4%	N/A	N/A
	Graffiti (reactive)	5	3	3	8	8								10	27	17	170%	0.22	0.60
	Fly-Tipping (reactive)	25	22	35	37	23								141	142	1	1%	3.13	3.15
	Dog Fouling (reactive)	12	13	19	9	8								64	61	-3	-5%	1.42	1.35
	Unemployment	1391	1300	1267	1245	1237								8446	6440	-2006	-24%	187.21	142.74

Ward	Category	Apr-15	May-15	Jun-15	Jul-15	Aug-15	Sep-15	Oct-15	Nov-15	Dec-15	Jan-16	Feb-16	Mar-16	Year To Date				YTD Crime Rates	
														2014-15	2015-16	Volume +/-	% Change	2014-15	2015-16
Aspley	All Crime	118	140	133	117	112	85							752	705	-47	-6%	42.67	40.01
	Victim Based Crime	101	124	116	100	99	74							637	614	-23	-4%	36.15	34.84
	Criminal Damage	16	22	21	21	20	19							131	119	-12	-9%	7.43	6.75
	Theft	22	27	34	25	22	9							121	139	18	15%	6.87	7.89
	Dwelling Burglary	1	2	9	4	7	4							46	27	-19	-41%	2.61	1.53
	Violence	38	46	28	29	40	29							216	210	-6	-3%	12.26	11.92
	Domestic Violence	17	18	14	15	10	12							99	86	-13	-13%	5.62	4.88
	NTE Violence	0	0	0	0	0	0							0	0	0		0.00	0.00
	Other Violence	21	28	14	14	30	17							117	124	7	6%	6.64	7.04
	ASB	95	80	73	104	90	62							586	504	-82	-14%	33.25	28.60
	Noise	28	25	19	47	37	16							190	172	-18	-9%	10.78	9.76
	Youth	22	15	18	22	22	20							178	119	-59	-33%	10.10	6.75
	Alcohol	12	8	5	10	8	5							66	48	-18	-27%	3.75	2.72
	Deliberate Fires	2	2	3	2	3								25	12	-13	-52%	1.42	0.68
	Cleanliness Score	85	88	87	87	87								85	87	2	2%	N/A	N/A
	Graffiti (reactive)	1	0	1	6	3								1	11	10	1000%	0.06	0.62
Average Quarterly Score	Fly-Tipping (reactive)	11	7	13	11	17								65	59	-6	-9%	3.69	3.35
	Dog Fouling (reactive)	3	6	3	1	1								28	14	-14	-50%	1.59	0.79
	Unemployment	734	668	649	630	638								4371	3319	-1052	-24%	248.04	188.34
Ward	Category	Apr-15	May-15	Jun-15	Jul-15	Aug-15	Sep-15	Oct-15	Nov-15	Dec-15	Jan-16	Feb-16	Mar-16	Year To Date				YTD Crime Rates	
														2014-15	2015-16	Volume +/-	% Change	2014-15	2015-16
Bilborough	All Crime	88	118	96	131	100	99							611	632	21	3%	36.39	37.64
	Victim Based Crime	80	106	89	116	93	86							525	570	45	9%	31.26	33.94
	Criminal Damage	19	21	19	26	17	22							111	124	13	12%	6.61	7.38
	Theft	12	10	17	20	16	11							92	86	-6	-7%	5.48	5.12
	Dwelling Burglary	4	4	1	7	8	8							49	32	-17	-35%	2.92	1.91
	Violence	22	48	35	42	34	21							162	202	40	25%	9.65	12.03
	Domestic Violence	7	23	14	18	13	8							74	83	9	12%	4.41	4.94
	NTE Violence	1	0	0	1	0	0							4	2	-2	-50%	0.24	0.12
	Other Violence	14	25	21	23	21	13							84	117	33	39%	5.00	6.97
	ASB	83	81	111	124	115	78							578	592	14	2%	34.42	35.25
	Noise	22	27	42	46	47	30							208	214	6	3%	12.39	12.74
	Youth	30	26	33	25	30	21							176	165	-11	-6%	10.48	9.83
	Alcohol	9	4	16	12	16	6							56	63	7	13%	3.33	3.75
	Deliberate Fires	2	3	2	4	8								14	19	5	36%	0.83	1.13
	Cleanliness Score	91	94	86	86	90								86	89	3	4%	N/A	N/A
	Graffiti (reactive)	0	2	1	2	0								8	5	-3	-38%	0.48	0.30
Average Quarterly Score	Fly-Tipping (reactive)	8	11	14	14	4								64	51	-13	-20%	3.81	3.04
	Dog Fouling (reactive)	8	6	11	6	5								22	36	14	64%	1.31	2.14
	Unemployment	443	431	426	433	417								2903	2150	-753	-26%	172.88	128.04

Ward	Category	Apr-15	May-15	Jun-15	Jul-15	Aug-15	Sep-15	Oct-15	Nov-15	Dec-15	Jan-16	Feb-16	Mar-16	Year To Date				YTD Crime Rates	
														2014-15	2015-16	Volume +/-	% Change	2014-15	2015-16
Leen Valley	All Crime	52	69	73	79	60	43							356	376	20	6%	33.26	35.13
	Victim Based Crime	46	63	61	65	57	40							325	332	7	2%	30.37	31.02
	Criminal Damage	10	11	7	10	11	5							40	54	14	35%	3.74	5.05
	Theft	12	13	18	11	11	8							111	73	-38	-34%	10.37	6.82
	Dwelling Burglary	4	7	1	3	5	1							30	21	-9	-30%	2.80	1.96
	Violence	11	21	20	22	16	18							82	108	26	32%	7.66	10.09
	Domestic Violence	2	6	5	7	6	6							35	32	-3	-9%	3.27	2.99
	NTE Violence	0	0	1	0	1	0							5	2	-3	-60%	0.47	0.19
	Other Violence	9	15	14	15	9	12							42	74	32	76%	3.92	6.91
	ASB	27	39	47	49	45	39							233	246	13	6%	21.77	22.99
	Noise	8	13	19	12	21	10							81	83	2	2%	7.57	7.76
	Youth	9	9	21	12	11	11							70	73	3	4%	6.54	6.82
	Alcohol	5	5	5	8	8	8							42	39	-3	-7%	3.92	3.64
	Deliberate Fires	5	3	5	4	1								7	18	11	157%	0.65	1.68
Average Quarterly Score	Cleanliness Score	91	93	88	89	91								86	90	4	5%	N/A	N/A
	Graffiti (reactive)	4	1	1	0	5								1	11	10	1000%	0.09	1.03
	Fly-Tipping (reactive)	6	4	8	12	2								12	32	20	167%	1.12	2.99
	Dog Fouling (reactive)	1	1	5	2	2								14	11	-3	-21%	1.31	1.03
	Unemployment	214	201	192	182	182								1172	971	-201	-17%	109.51	90.73